

Accessible Space Dimensions



675mm

Person walking¹



700mm

Person with a mountain buggy²



1400mm

Person with a mountain buggy¹



750mm

Person with a walking stick¹



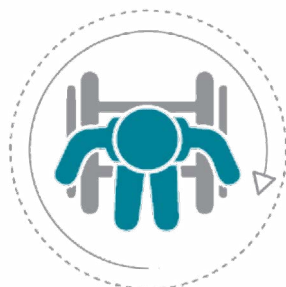
780mm

Person with a side-by-side stroller⁴



800mm

Person with a manual wheelchair¹



1800mm

Turning circle of a manual wheelchair¹



800mm

Person with an electric mobility scooter¹



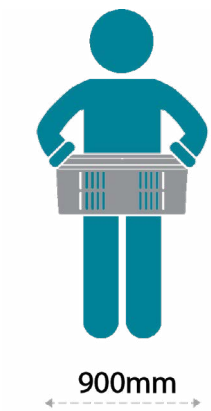
1300mm

Person with an electric mobility scooter⁵



850mm

Person with a walking frame¹



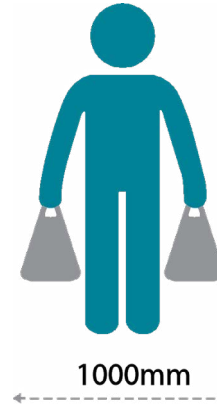
Person with a grocery crate⁶



Person with a shopping trolley⁷



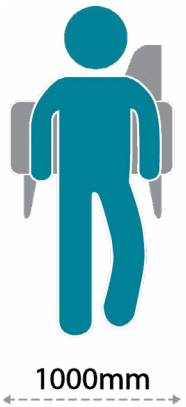
Person with forearm crutches¹



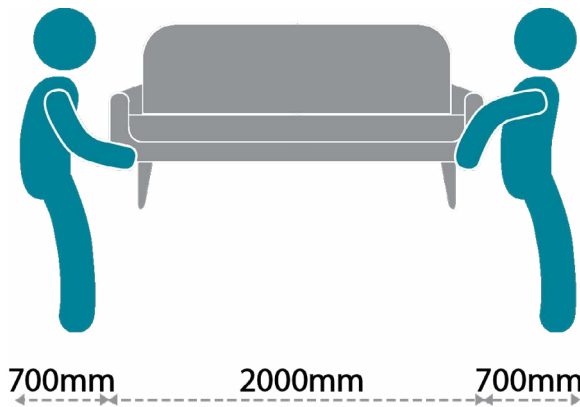
Person with shopping bags⁸



Person with an assistance dog^{1,15,16}



People moving furniture⁹



People moving furniture⁹



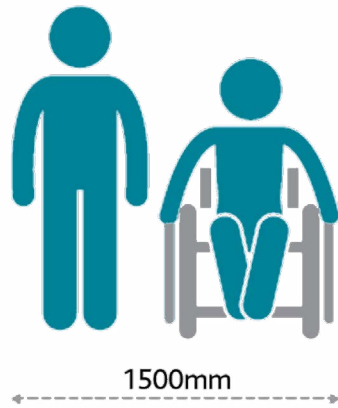
Person walking with a person assisting³



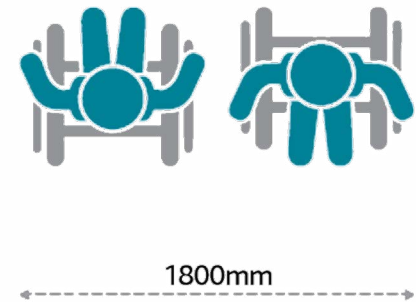
Person walking with a standard bicycle¹⁰




People communicating using NZ sign language¹¹



A person next to a person with a wheelchair¹



Two wheelchairs passing each other¹



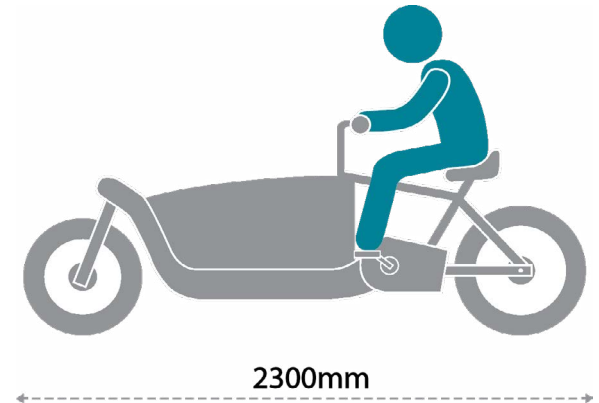
Person with a wheeled bin¹⁷



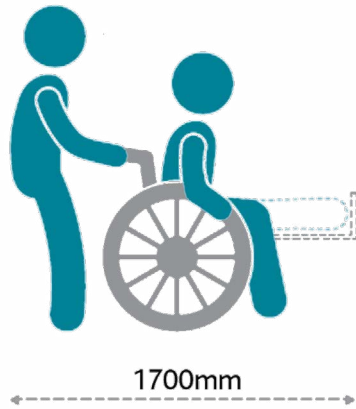
Person on a bike¹²



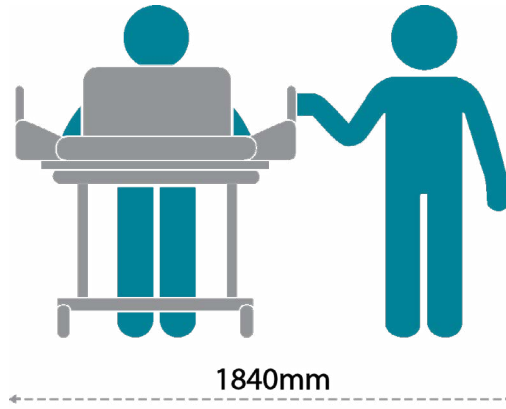
Person on a cargo bike¹²



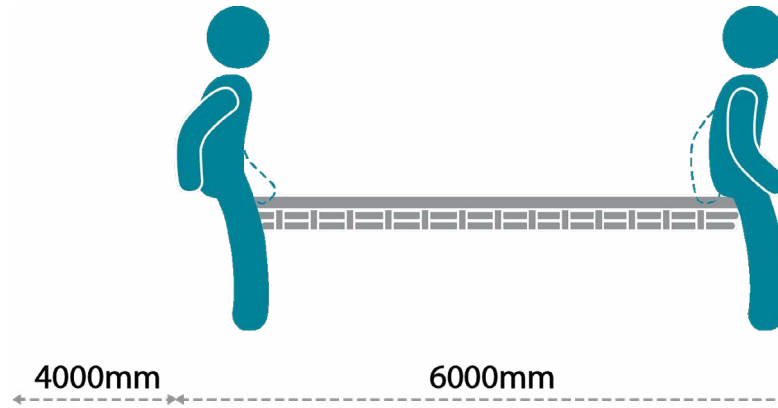
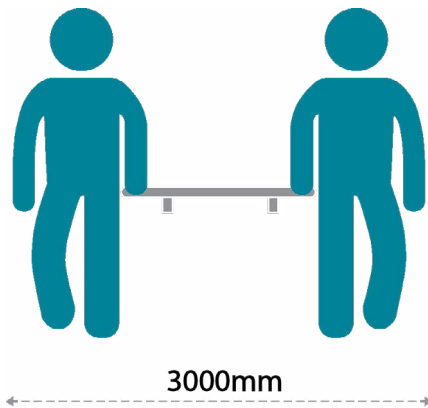
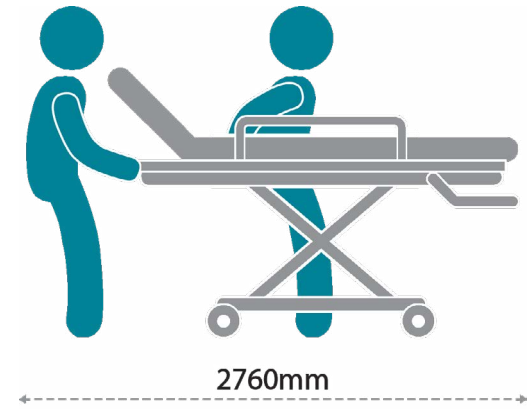
Person on a cargo bike¹²



A person with a wheelchair with an elevating leg rest¹



Two paramedics with a bariatric stretcher¹³



Four fire fighters with a fire service ladder¹⁴

Reference List

1. Irish Wheelchair Association. (2020). Best Practice Access Guidelines - Designing Accessible Environments. p. 44. Retrieved from https://www.iwa.ie/app/uploads/access-guidelines/best-practice-access-guidelines/3188_IWA_Best_Practice_Access_Guidelines_4.pdf
2. Dimensions sourced from NZ's most common average buggy sizes Standards New Zealand (2001). NZS: 4121 Design for access and mobility - Buildings and associated facilities.
3. Wellington, NZ: SNZ. Retrieved from <https://www.standards.govt.nz/shop/nzs-41212001/>
4. Dimension sourced from NZ's average side-by-side stroller sizes
5. Dimension sourced from NZ's average mobility scooter sizes
6. Dimension sourced from NZ's average grocery crate sizes
7. Dimension sourced from NZ's average shopping trolley sizes
8. Dimension sourced from anthropometric measurements
9. Auckland Council. (2022). Auckland Design Manual - Living and dining spaces. Retrieved from <https://www.aucklanddesignmanual.co.nz/sites-and-buildings/terraces/guidance/the-building/terraced-housing-space/living-and-dining-spaces>
10. Dimension sourced from NZ's average bike sizes
11. Deaf Aotearoa, 2019
12. Sustrans. (2019). Space Requirements. Retrieved from <https://www.sustrans.org.uk/for-professionals/infrastructure/sustrans-traffic-free-routes-and-greenways-design-guide/sustrans-traffic-free-routes-and-greenways-design-guide-contents/2019-design-guidance/part-2-design-details/6-space-requirements>
13. Stryker. (2020). Power-PRO XT powered ambulance cot. Retrieved from https://www.stryker.com/content/dam/stryker/ems/products/power-proxt/resources/PowerPROXT_brochure_MktLit112RevK1.pdf
14. Fire and Emergency New Zealand, personal communication, 08/02/22
15. Information on Guide Dogs: <https://blindlowvision.org.nz/guide-dogs/>
16. Information on Assistance Dogs: <https://www.assistedogstrust.org.nz/>
17. Auckland Council. (2019). Design Element R7: Design for Waste. Retrieved from https://content.aucklanddesignmanual.co.nz/regulations/design-for-the-rules/Documents/Design_Element_R7_Design_for_Waste.pdf

Note: Ensure that adequate clearance is provided either side when designing for wheeled mobility devices, a minimum of 100mm is recommended. 500mm clearance for separation of cyclists riding between pedestrians and other cyclists.

Version 3 - April 2023